



LifeStar Insurance plc

Aggressive Managed Strategy

As at 01.11.2025

| Bid Price* | Offer Price* | Fund Size |
|------------|--------------|-----------|
| € 4.9036 | € 5.1488 | €11.87m |

*Prices are net of charges

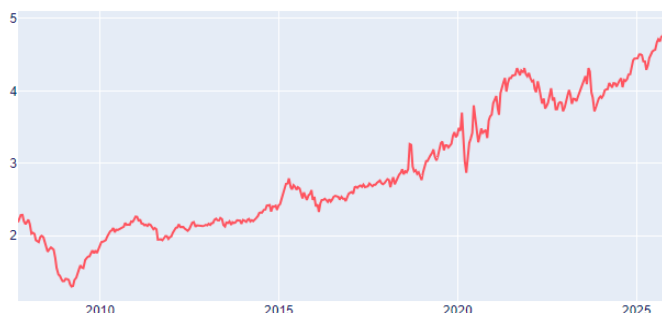
Investment Objectives

The Aggressive Fund seeks long-term total returns through a relatively risky investment strategy invested in fixed income, equity, and other securities.

Portfolio Strategy

The Aggressive Fund takes a long-term strategic approach to asset allocation across different asset classes, consistent with its objectives. The fund typically invests primarily in local and foreign bonds, equities, and other investment vehicles investing in bonds and equities, such as funds. The Aggressive Fund asset allocation reflects the Manager's market outlook and may hold high cash levels from time to time due to operational reasons.

Performance history (€, net bid price)



Historical Performance

Cumulative Performance

Launch Date: 17.09.2007
Launch Price: €2.3294

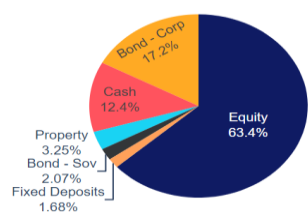
| YTD | Last year | Last 3 years | Last 5 years | Since launch Net CAGR | Annualized* since launch |
|--------|-----------|--------------|--------------|--------------------------|-----------------------------|
| 10.26% | 15.93% | 28.05% | 46.38% | 124.38% | 4.56% |

*The annualised rate shows the average return per year since the fund's launch.

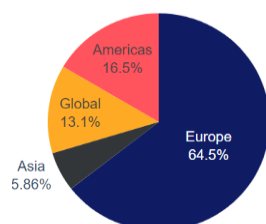
Calendar Year Performance

| 2024 | 2023 | 2022 | 2021 | 2020 | 2019 |
|--------|-------|---------|--------|--------|--------|
| 13.38% | 4.00% | -11.17% | 10.87% | 12.98% | 22.38% |

Asset class allocation



Regional allocation



12-month annualised volatility (%)



Sharpe Ratio



Top 5 holdings

| Asset | % of NAV |
|--|----------|
| Bank of Valletta PLC | 5.83% |
| 2.65% FES Finance 2032 Secured Convertible Note | 5.47% |
| 3% D Foods Finance plc Sec Conv 2026-2030 Tranche 2020/1 | 4.21% |
| BlackRock Global Funds - World Technology Fund | 4.10% |
| Mitsubishi Heavy Industries Ltd | 3.97% |

Top 5 countries

| Country | % of NAV |
|---------|----------|
| Malta | 31.87% |
| US | 11.80% |
| Italy | 5.86% |
| Japan | 4.07% |
| UK | 3.71% |

Top 5 sectors

| Sector | % of NAV |
|------------|----------|
| Financials | 17.55% |
| Technology | 9.57% |
| Energy | 8.37% |
| Industrial | 7.23% |
| Telecoms | 6.62% |

Past performance is not a guide to future returns. The above information is not to be construed as investment advice. Your decision should be based on the full details of the Key Information Document, which can be provided upon request or downloaded from our website www.lifestarinsurance.com. LifeStar Insurance plc (C29086) is authorised by the MFSA to carry out Long Term Business of Insurance under the Insurance Business Act, Cap 403 of the Laws of Malta.