

# LifeStar Insurance plc

## Balanced Managed Strategy

### Factsheet

As at 31.05.2022		
Bid Price*	Offer Price*	Fund Size
€3.7471	€3.9345	€2.99m

\*Prices are net of charges

### Investment Objectives

The Balanced Fund seeks long-term total returns through a moderately risky investment strategy invested in both fixed income and equity securities.

### Portfolio Strategy

The Balanced Fund takes a long-term strategic approach to asset allocation across different asset classes, consistent with its objectives. The fund typically invests primarily in local and foreign bonds, equities, and other investment vehicles investing in bonds and equities, such as funds. The Balanced Fund asset allocation reflects the Manager's market outlook and may hold high cash levels from time to time due to operational reasons.

### Performance history (€, net bid price)



### Historical Performance

#### Cumulative Performance

Launch Date: 17.09.2007  
Launch Price: €2.3294

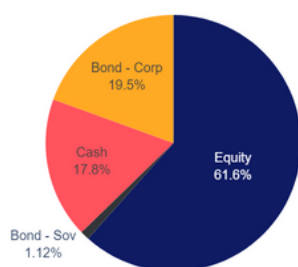
YTD	Last year	Last 3 years	Last 5 years	Since launch	Annualised since launch
-5.25%	-1.59%	24.49%	37.63%	72.17%	3.76%

\*The annualised rate shows the average return per year since the fund's launch.

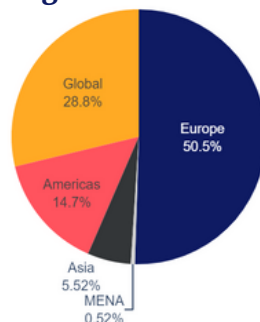
#### Calendar Year Performance

2021	2020	2019	2018	2017	2016
13.32%	7.72%	15.30%	3.20%	2.20%	2.18%

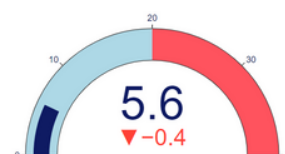
### Asset class allocation



### Regional allocation



### 12-month annualised volatility (%)



### Sharpe Ratio



### Top 5 holdings

Asset	% of NAV
Aleph Finance Group Plc	8.12%
Medserv Plc	7.25%
Aegon Global Equity Income Fund	4.19%
RS2 Software Plc	3.63%
Meta Platforms INC	2.92%

### Top 5 countries

Country	% of NAV
Malta	19.52%
US	9.59%
Italy	8.78%
UK	4.36%
Canada	1.92%

### Top 5 sectors

Sector	% of NAV
Financials	14.09%
Energy	13.99%
Technology	9.19%
Telecoms	5.10%
Pharmaceuticals	3.05%